

## User Guide for G.C.E. (A/L) Examination – 2024 Application for Re-scrutiny of Results

1. Log in to the Exam Information Center and select the application- " **G.C.E. (A/L) Examination – 2024 Application for Re-scrutiny of Results**"

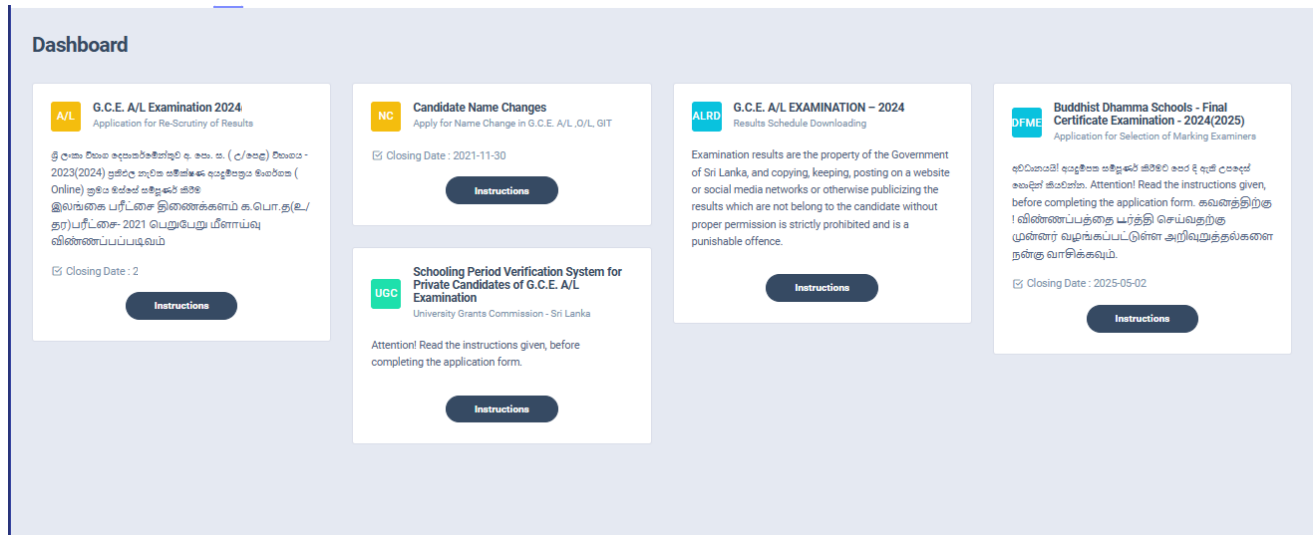


Figure 1

2. Click on Instructions

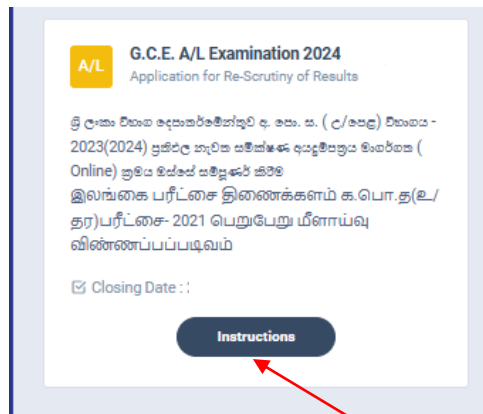


Figure 2

Click This

### 3. Read the instructions before fill in the application

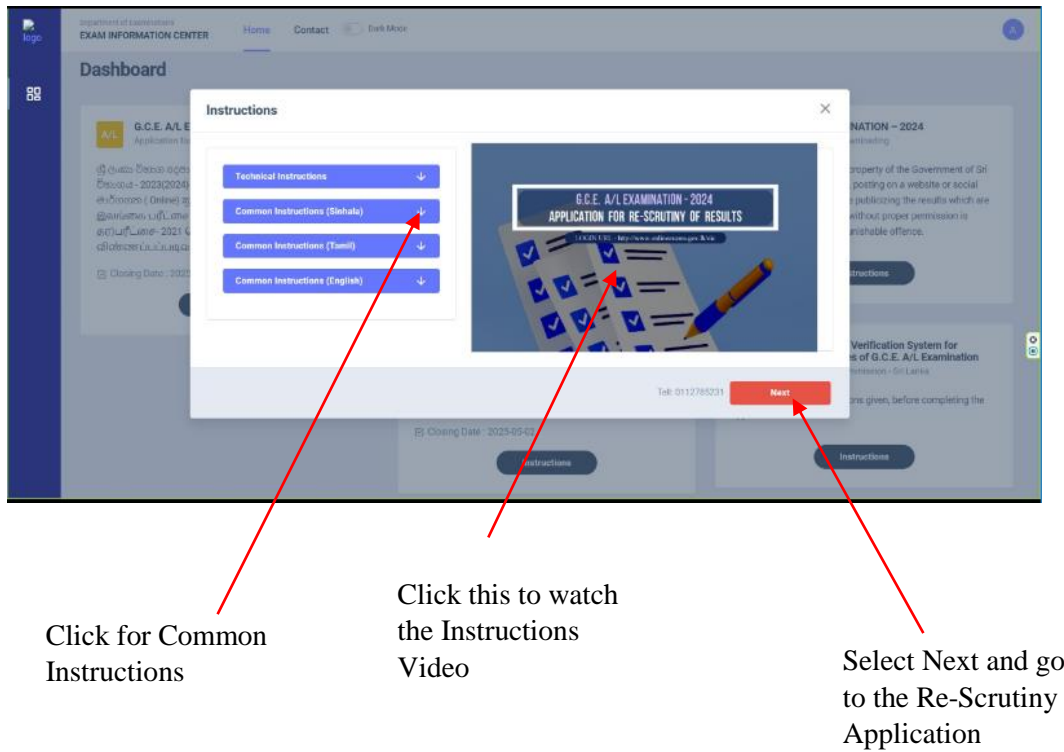


Figure 3

1. This is the way of displaying your results

- I. After you logged to the system using the NIC (which was used to apply for the exam) the details of your result sheet will be automatically displayed

**G.C.E. A/L Examination - Application for Re-Scrutiny of Results**

NAME - Sachin NIC - 198658403674

**Application Summary**

Name: [REDACTED] A/E

Index No: [REDACTED]

Subject Stream: [REDACTED]

Average Z-Score: [REDACTED]

School: [REDACTED] A/DOP [REDACTED] J.

#	Subject	Medium	Grade/Mark	Apply for Re-Scrutiny
1	(28) Home Economics	Sinhala	B	<input type="checkbox"/>
2	(29) Communication & Media Studies	Sinhala	S	<input type="checkbox"/>
3	(43) Christianity	Sinhala	C	<input type="checkbox"/>
4	Common General Test		042	<input type="checkbox"/>
5	General English		F	<input type="checkbox"/>

**Transaction Overview**  
The fee for the re-scrutiny per subject is Rs. 250/-

00.00 LKR AMOUNT TO PAY

0 SELECTED SUBJECTS

**Submit Request**

**Activity log**

**Warning:** If this result or index is not yours, please inform Evaluation (School Examination) Branch immediately - 0112785231

Figure 4

NIC which was used to apply for the exam

2. Check whether your details are correct

Check your **Name**, **Index Number**, **Medium** and **Results**

If any of above details are **INCORRECT**, please inform **School Examinations and Evaluation branch immediately – 0112785231, 0112785681, 0112785216**

**G.C.E. A/L Examination - Application for Re-Scrutiny of Results**

NAME - Sachira | NIC - 198658403674

**Application Summary**

Name: [Redacted]  
 Index No: [Redacted]  
 Subject Stream: [Redacted]  
 Average Z-Score: [Redacted]  
 School: [Redacted]

#	Subject	Medium	Grade/Mark	Apply for Re-Scrutiny
1	(28) Home Economics	Sinhala	B	<input type="checkbox"/>
2	(29) Communication & Media Studies	Sinhala	S	<input type="checkbox"/>
3	(43) Christianity	Sinhala	C	<input type="checkbox"/>
4	Common General Test		042	<input type="checkbox"/>
5	General English		F	<input type="checkbox"/>

**Submit Request**

**Transaction Overview**  
 The fee for the re-scrutiny per subject is Rs. 250/-  
 00.00 LKR AMOUNT TO PAY  
 0 SELECTED SUBJECTS

**Activity log**

**Still the payment and subjects are zero**

Subjects you applied

The result you got

Name and the Index Number

Figure 5

3. Now select the subjects you wish to apply for Re-Scrutiny, then only becomes active, click on it

**Submit Request**

button

**G.C.E. A/L Examination - Application for Re-Scrutiny of Results**

NAME - Sachira | NIC - 198658403674

**Application Summary**

Name: [Redacted]  
 Index No: [Redacted]  
 Subject Stream: [Redacted]  
 Average Z-Score: [Redacted]  
 School: [Redacted]

#	Subject	Medium	Grade/Mark	Apply for Re-Scrutiny
1	(28) Home Economics	Sinhala	B	<input type="checkbox"/>
2	(29) Communication & Media Studies	Sinhala	S	<input type="checkbox"/>
3	(43) Christianity	Sinhala	C	<input checked="" type="checkbox"/>
4	Common General Test		042	<input type="checkbox"/>
5	General English		F	<input type="checkbox"/>

**Submit Request**

**Transaction Overview**  
 The fee for the re-scrutiny per subject is Rs. 250/-  
 250 LKR AMOUNT TO PAY  
 1 SELECTED SUBJECTS

**Activity log**

Click this

Select the subject or subjects you wish to apply for Re-Scrutiny

Total payment

No of subjects you applied

Figure 6

## Application Summary

**AL Examination - Re-Scrutiny fee** Activity log

Transaction ID: ALR323666 Submitted At: 2022-08-31 15:59:54

Select a Payment option to continue. Unpaid applications will be rejected.

Read the exam application summary and if you want to change any subject applied by you, click on the "Reset the exam application" button. After selecting payment mode you can't do any changes.

**Transaction Info**

Submitted By: [REDACTED]

Submitted At: [REDACTED]

Status: Payment Pending

Due Amount: 250.00 LKR

[Reset the Exam Application](#)

**Exam Application Summary**

Name: [REDACTED]

NIC: [REDACTED]

Index No: [REDACTED]

Subject Stream: [REDACTED]

Average Z-Score: [REDACTED]

School: [REDACTED]

#	Subject	Medium	Grade/Mark	Status
1	(28) Home Economics	Sinhala	B	
2	(29) Communication & Media Studies	Sinhala	S	
3	(43) Christianity	Sinhala	C	<span>Regenerated</span>
4	Common General Test		042	
5	General English		F	

**Payment Mode**  
Select a Payment mode to continue.

**Pay By Credit/Debit Card**

**Pay By Postal Department**

[See How Postal Payment Works](#)

Figure 07

Due Amount for  
subjects you  
applied

If you want to change the details,  
click this to Reset the application

Payment status

Check the status of  
the subjects you  
applied

4. If above application summary is correct now you can select a payment mode.

There are **TWO** types of payment methods

Select **ONLY ONE** payment method to pay your Application fee.

Watch “**See How Postal Payment Works**” video before select the postal payment method

**AL Examination - Re-Scrutiny fee**

Transaction ID: ALR323666 Submitted At: 2022-08-31 15:59:54

Select a Payment option to continue. Unpaid applications will be rejected.

Read the exam application summary and if you want to change any subject applied by you, click on the "Reset the exam application" button. After selecting payment mode you can't do any changes.

**Transaction Info**

Submitted By: [REDACTED]

Submitted At: [REDACTED]

Status: Payment Pending

Due Amount: 250.00 LKR

Reset the Exam Application

**Exam Application Summary**

Name	[REDACTED]
NIC	[REDACTED]
Index No	[REDACTED]
Subject Stream	[REDACTED]
Average Z-Score	[REDACTED]
School	[REDACTED]

#	Subject	Medium	Grade/Mark	Status
1	(28) Home Economics	Sinhala	B	
2	(29) Communication & Media Studies	Sinhala	S	
3	(43) Christianity	Sinhala	C	Requested
4	Common General Test		042	
5	General English		F	

**Payment Mode**

Select a Payment mode to continue.

Pay By Credit/Debit Card

Pay By Postal Department


See How Postal Payment Works

Figure 08

Pay by Credit/Debit Card

See how postal  
payment works

Pay by Post Office



Click this to see  
the next steps

Figure 09

## I. Pay by Credit/Debit Card

**AL Examination : - Re-Scrutiny fee** Transaction ID: ALR323666 Submitted At: 2022-08-31 15:59:54 Activity log

Select a Payment option to continue. Unpaid applications will be rejected.

Read the exam application summary and if you want to change any subject applied by you, click on the "Reset the exam application" button. After selecting payment mode you can't do any changes.

**Transaction Info**

Submitted By: [Redacted]

Submitted At: [Redacted]

Status: Payment Pending

Due Amount: 250.00 LKR

[Reset the Exam Application](#)


**Exam Application Summary**

Name	[Redacted]
NIC	[Redacted]
Index No	[Redacted]
Subject Stream	[Redacted]
Average Z-Score	[Redacted]
School	[Redacted]


#	Subject	Medium	Grade/Mark	Status
1	(28) Home Economics	Sinhala	B	
2	(29) Communication & Media Studies	Sinhala	S	
3	(43) Christianity	Sinhala	C	<span>Requested</span>
4	Common General Test		042	
5	General English		F	

**Payment Mode**  
Select a Payment mode to continue.

**Pay By Credit/Debit Card**



**Pay By Postal Department**



[See How Postal Payment Works](#)

Figure 10

Click this

Enter your Credit/Debit card details and click Pay Now.

**AL Examination - Re-Scrutiny**  
fee : 250.00 LKR

Card number \*

Expiry month \* Expiry year \*

Cardholder name \*

Security code \*

The next screen you see may be payment card verification through your card issuer.

[Cancel](#) [Pay now](#)


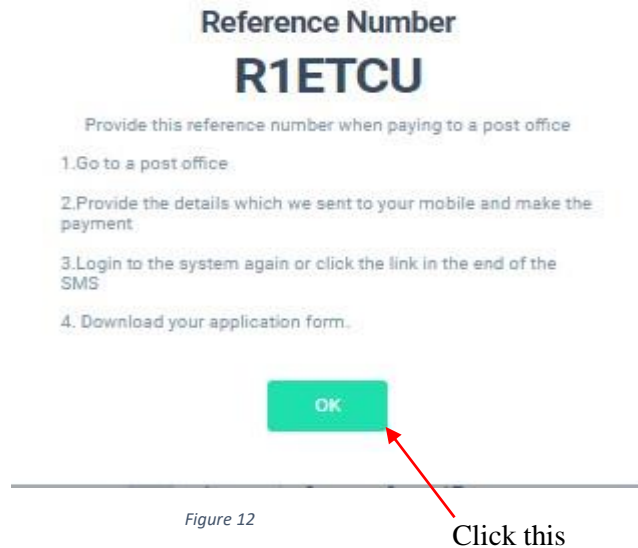
 **Click this**

Figure 11

## II. Pay by Post Office

When you click the Postal payment you will receive a SMS (with a reference number) to your mobile and pop-up message will be displayed.  
Read it and click ok.



- Provide the reference number to the post office and pay the Re-Scrutiny fee.
- You will receive a SMS mentioning that your postal payment is **SUCCESSFUL**.
- After completing the postal payment, download the Application by Login to your account. For this, simply you can use link which was sent to your mobile.

AL Examination - Re-Scrutiny fee

Transaction ID: ALR323666 Submitted At: 2022-08-31 15:39:54

See How Postal Payment Works Activity log

Continue After Postal Payment. Unpaid applications will be rejected.

Exam Application Summary

Name	
NIC	
Index No	
Subject Stream	
Average Z-Score	
School	

#	Subject	Medium	Grade/Mark	Status
1	(28) Home Economics	Sinhala	B	
2	(29) Communication & Media Studies	Sinhala	S	
3	(43) Christianity	Sinhala	C	Requested
4	Common General Test		042	
5	General English		F	

Transaction Info

Submitted By	
Submitted At	
Status	Postal Payment Pending
Postal Reference number	R1ETCU
Due Amount	250.00 LKR

See How Postal Payment Works

Continue After Postal Payment

R1ETCU

Confirm The Postal Payment

See how postal payment works

Enter reference number  
here after you paid

Click this to confirm  
your payment

Figure 13



After you made the payment, you can download your “Application for Re-Scrutiny of Results”

Click here to download the application

**G.C.E. A/L Examination : - Application for Re-Scrutiny of Results**

NAME : Sachira | NIC : 198658403674

**Transaction Info**

Transaction ID:	ALR323666
Submitted At	2024-05-15 10:00:00
Status	Postal Payment Successful
Order ID	R1ETCU
Order Reference	
Paid Amount	250.00 LKR

**Application Summary**

Name	XXXXXXXXXXXXXXXXXXXX			
NIC	XXXXXXXXXXXX			
Index No	XXXXXXXXXXXX			
Subject Stream	XXXXXXXXXXXX			
Average Z-Score	XXXXXXXXXXXX			
School	XXXXXXXXXXXX			

#	Subject	Medium	Grade/Mark	Status
1	(28) Home Economics	Sinhala	B	
2	(29) Communication & Media Studies	Sinhala	S	
3	(43) Christianity	Sinhala	C	Requested
4	Common General Test		042	
5	General English		F	

Activity log

Download the Application

Status of your payment

Figure 14

If your payment successful and still you cannot see

Download the Application

button switch on Desktop

Mode in your web browser.

